

ASIAN PAINTS LTD

DATE- 26 JULY 2024

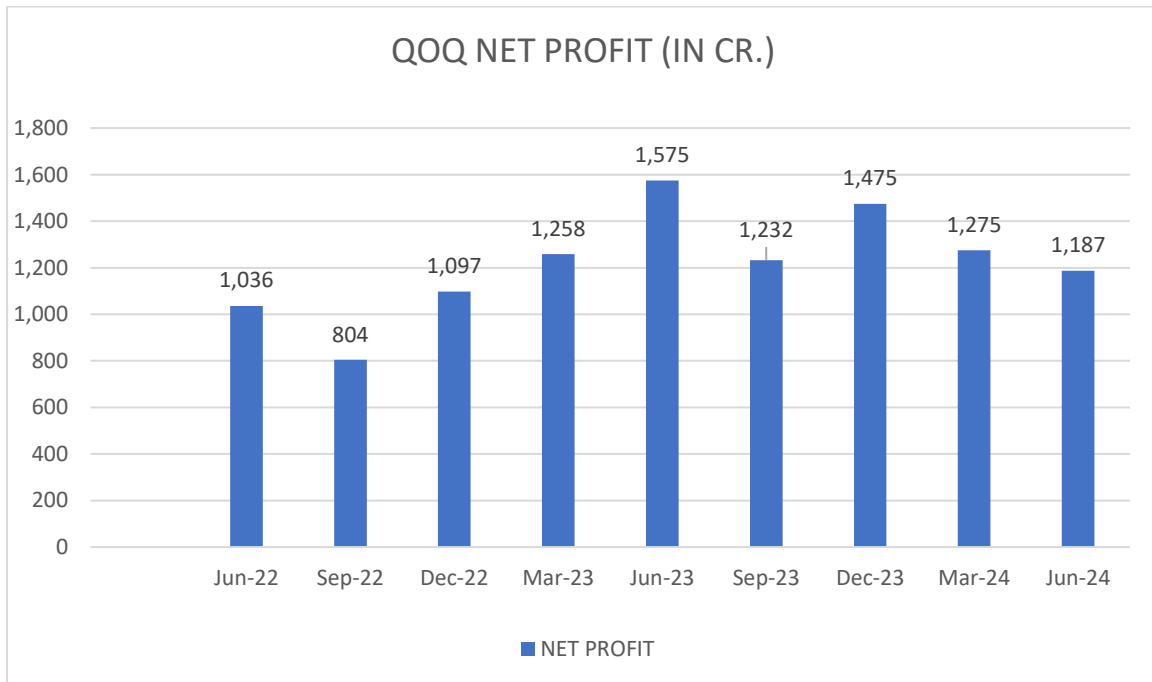
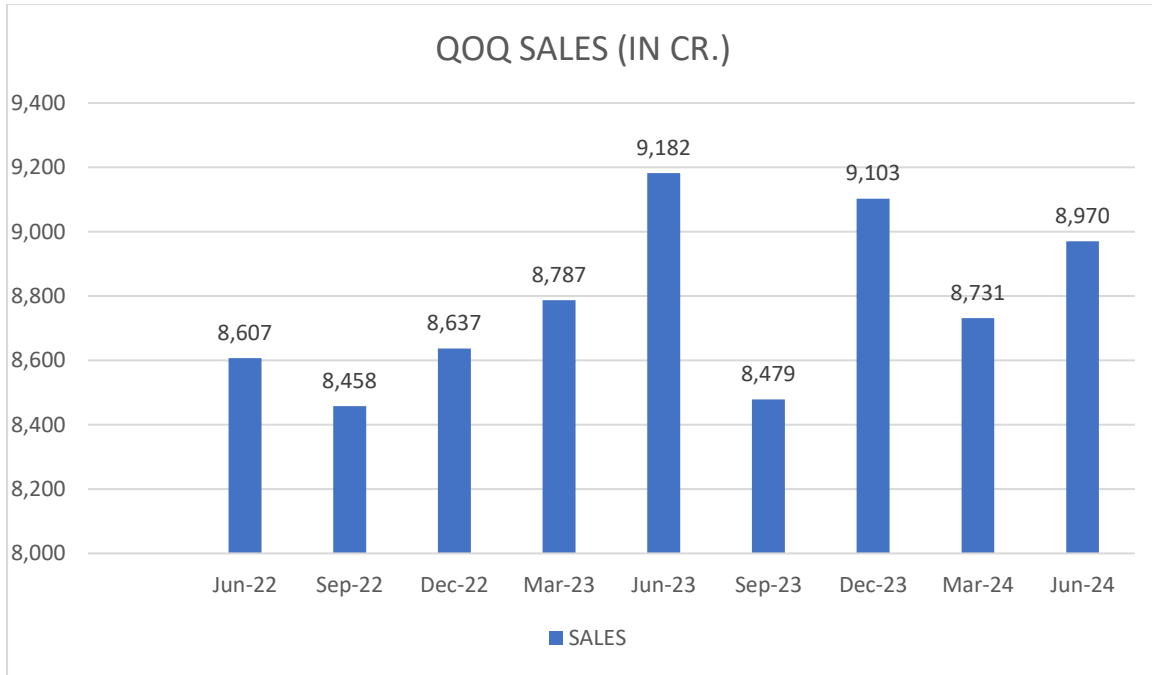
About Company

Asian Paints is the **largest** home decor company in India. The 80+yr old company has major brands like Asian Paints, Berger, Apco, etc under its umbrella. The co. is into wall paints, wall coverings, waterproofing, texture painting, wall stickers, mechanized tools, adhesives, modular kitchens, sanitaryware, lightings, soft furnishings, and uPVC windows. In this segment, the company provides high-quality custom formulated products for the automotive and industrial coatings business in India. This includes Automotive, Marine, and Packaging Coatings, Industrial Protective coatings, Powder coatings, Floor coatings and Road markings. The company has 150,000+ retail touchpoints in India. It has 42 Beautiful Home stores. It serves 60+ countries. The company has 240,000+ Business influencers and 20,000+ Supplier base. The company is in the process of reinventing itself by strategically shifting its focus from 'share of surface' to 'share of space'. This strategic shift is part of its plan to transform into a premier décor consultant and service provider.

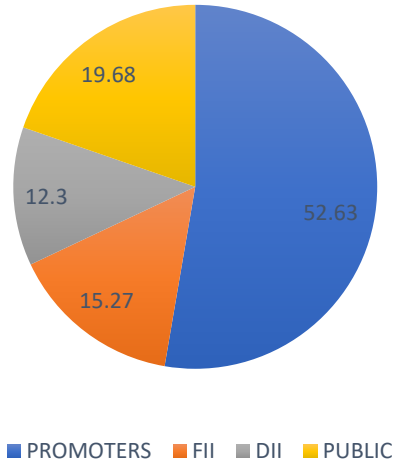
OUR RECOMMENDATION:

OPTION INSIGHT: BUY ASIAN PAINT 2940 CALL BETWEEN 63-64 TARGETS 85-111
STOP LOSS BELOW 49 .

MARKET CAP	P/E	DIVIDEND YIELD	ROCE	ROE	FACE VALUE	3YEARS SALES GROWTH	3YEARS PROFIT GROWTH
RS.2,81,966 CR.	56	1.15 %	38 %	32%	1.00	18%	20%



SHAREHOLDING PATTERN MARCH 24



TECHNICAL ANALYSIS

ASIAN PAINTS displays a mix of bearish and bullish trends. The stock experienced a downward trend with lower highs and lower lows, testing the support around 2900 multiple times. The Simple Moving Average (SMA) of 25 periods is trending downward, indicating continued selling pressure. However, recent price action shows a breakout above the 2925

level with strong green candles, suggesting a potential reversal. Bollinger Bands are widening, indicating increased volatility and a potential continuation of the upward move. Volume has significantly increased during the breakout, indicating strong buying interest. The stock faces resistance around 2940, and a sustained move above this level could confirm a trend reversal.

DISCLAIMER

I, **Ruchi Nahar**, SEBI Registered Research Analyst (**INH000014544**) comply with the qualification and certification requirements under SEBI (Research Analyst) Regulations, 2014. I have qualified **CA, CS and MBA**, has over 11 years of experience in MNCs, culminating as Head of Finance. I now leverages my expertise to guide stock market investors with strategic insights. All of the views expressed in research reports and recommendations issued by me reflect my personal views about the subject company or companies at the given point of time and I do not receive/accept any kind of compensation, directly or indirectly related to specific recommendations or views expressed in reports issued by me. I/my relatives do not at any point of time of issuing the reports have any material conflict of interest in the subject company neither I was/am/will be engaged in market making activity for the subject company. The investments discussed or views expressed in reports and recommendations issued by me may not be suitable for all investors. The user assumes the entire risk of any use made of this information. I nor any person connected with my report, accepts any liability arising from the use of research document. The recipients of research document should rely on their own investigations and should consult their own financial advisors to determine merit and risks of such investments based on their own risk appetite. Price and value of the investments referred to in this material may go up or down. Past performance is not a guide for future performance. Certain transactions including those involving futures, options and other derivatives as well as non-investment grade securities involve substantial risk and are not suitable for all investors. Reports and recommendations based on technical analysis centres on studying charts of a stock's price movement and trading volume, as opposed to focusing on a company's fundamentals and as such, may not match with a report on a company's fundamentals. Opinions expressed in research reports & recommendations will be based on the current opinions as of the date appearing in research report & recommendations. While I endeavour to update on a reasonable basis the information discussed in research reports, there may be regulatory, compliance, or other reasons that prevent me from doing so. Prospective investors and others are cautioned that any forward-looking statements are not predictions and may be subject to change without notice. So far as reports include current or historic information, it is believed to be reliable, although its accuracy and completeness cannot be guaranteed. Investment in securities market is subject to market risks. Read all the related documents carefully before investing. Registration granted by SEBI, and certification from NISM in no way guarantee performance of the intermediary or provide any assurance of returns to investors.