

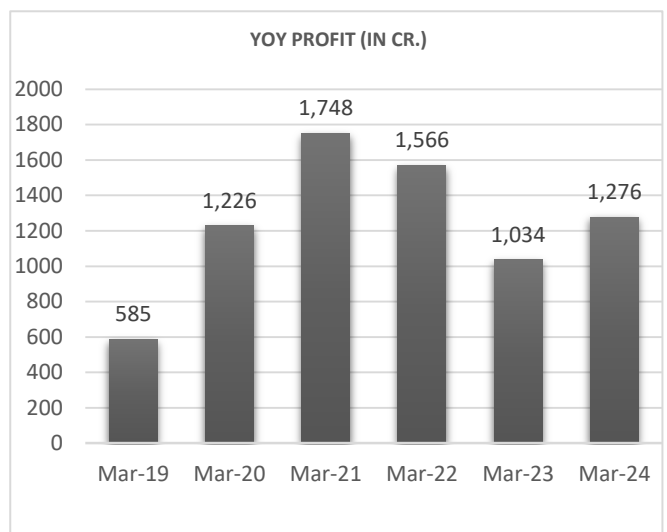
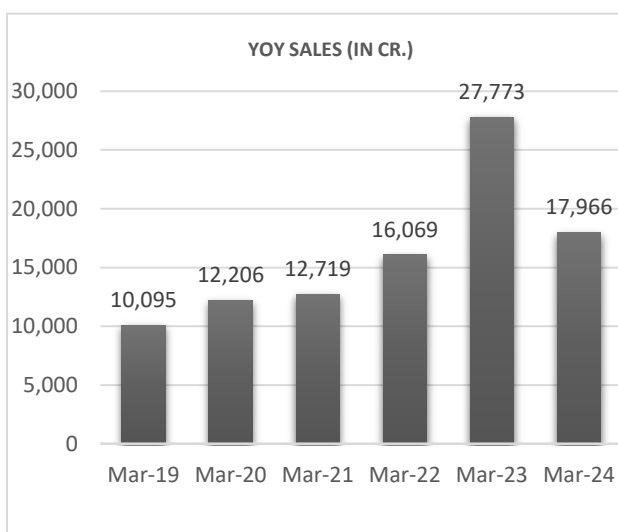
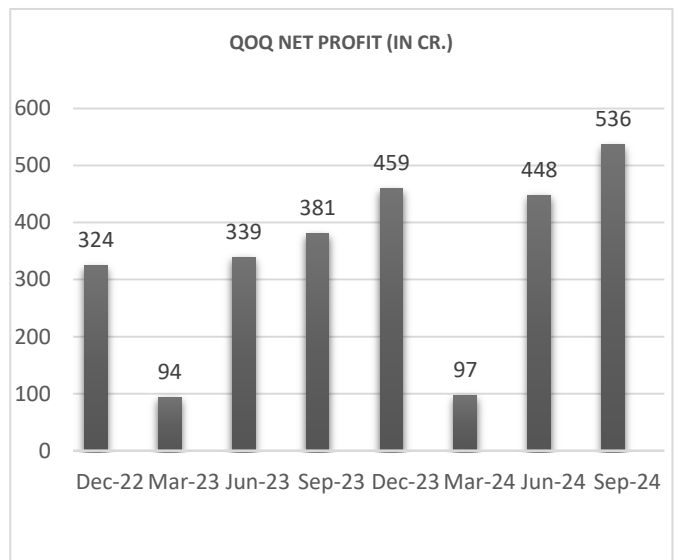
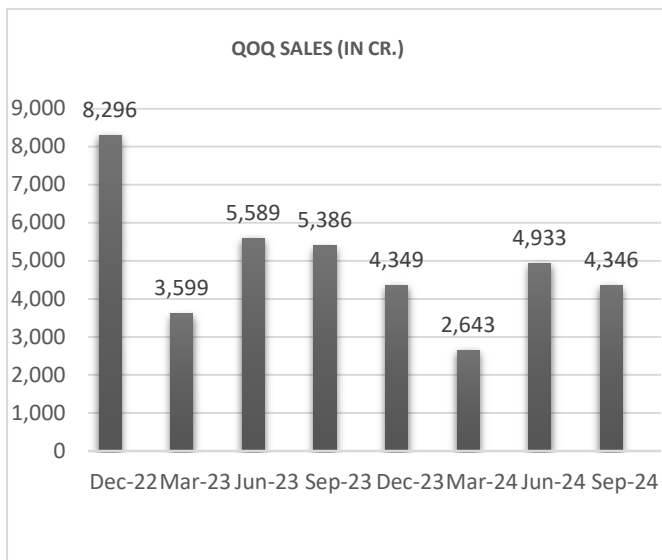
# CHAMBLFERT

9 December 2024

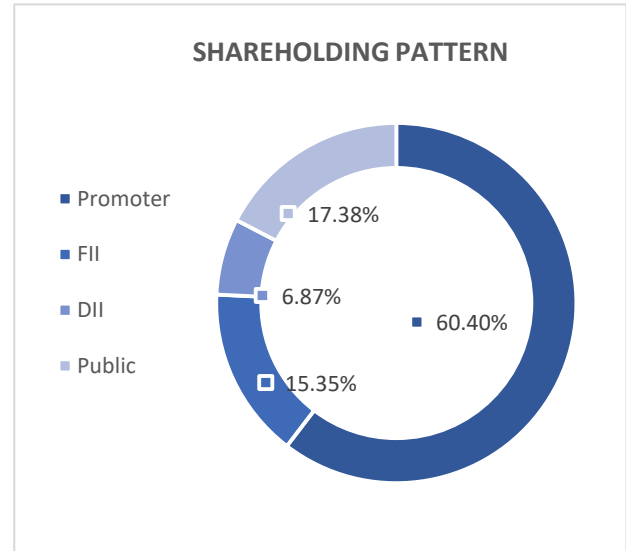
## About company

Chambal Fertilizers and Chemicals Limited, headquartered in Kota, Rajasthan, is a leading manufacturer of urea and other agricultural inputs. The company serves Indian farmers by providing high-quality fertilizers and contributes significantly to the agricultural sector. It is part of the KK Birla Group and focuses on sustainability and innovation in farming.

## Financials



MARKET CAP	₹ 21,427 Cr.
P/E RATIO	13.9
DIVIDEND YIELD	1.40%
ROCE	20.2%
ROE	17.00%
FACE VALUE	10.00
3 YEARS SALES GROWTH	12%
3 YEARS PROFIT GROWTH	-5%



### Our recommendation

**OPTION INSIGHT: BUY CHAMBLFERT 520 PUT ABOVE 11.50 TARGET 14.50/18.50 STOPLOSS BELOW 7.50**

### Technical analysis

Chambal Fertilizer Ltd share prices tumbles heavily since the beginning of the session. A continuous fall from 546 to 517.25 has been seen and it broke the previous support of 520 level. since the beginning of the session. Although, the price has bounced back from lower level but as it still trading below its 20 EMA level of 527.80, indicating the selling pressure is still there in the market. The bearish view is backed by couple of indicators, such as the prices are trading below its 20 EMA level and Supertrend indicator is showing bearish trend as red zone is active in it (as shown in image below). Thus, we recommend CHAMBLFERT 520 PUT options.

rumpusroom published on TradingView.com, Dec 10, 2024 16:23 UTC+5:30



## Disclaimer

I, Ruchi Nahar, SEBI Registered Research Analyst (INH000014544) comply with the qualification and certification requirements under SEBI (Research Analyst) Regulations, 2014. I have qualified CA, CS and MBA, has over 11 years of experience in MNCs, culminating as Head of Finance. I now leverage my expertise to guide stock market investors with strategic insights. All of the views expressed in research reports and recommendations issued by me reflect my personal views about the subject company or companies at the given point of time and I do not receive/accept any kind of compensation, directly or indirectly related to specific recommendations or views expressed in reports issued by me. I/my relatives do not at any point of time of issuing the reports have any material conflict of interest in the subject company neither I was/am/will be engaged in market making activity for the subject company. The investments discussed or views expressed in reports and recommendations issued by me may not be suitable for all investors. The user assumes the entire risk of any use made of this information. I nor any person connected with my report, accepts any liability arising from the use of research document. The recipients of research document should rely on their own investigations and should consult their own financial advisors to determine merit and risks of such investments based on their own risk appetite. Price and value of the investments referred to in this material may go up or down. Past performance is not a guide for future performance. Certain transactions including those involving futures, options and other derivatives as well as non-investment grade securities involve substantial risk and are not suitable for all investors. Reports and recommendations based on technical analysis centres on studying charts of a stock's price movement and trading volume, as opposed to focusing on a company's fundamentals and as such, may not match with a report on a company's fundamentals. Opinions expressed in research reports & recommendations will be based on the current opinions as of the date appearing in research report & recommendations. While I endeavour to update on a reasonable basis the information discussed in research reports, there may be regulatory, compliance, or other reasons that prevent me from doing so. Prospective investors and others are cautioned that any forward-looking statements are not predictions and may be subject to change without notice. So far as reports include current or historic information, it is believed to be reliable, although its accuracy and completeness cannot be guaranteed. Investment in securities market is subject to market risks. Read all the related documents carefully before investing. Registration granted by SEBI, and certification from NISM in no way guarantee performance of the intermediary or provide any assurance of returns to investors.

9 December 2024

